



TYROLIT FLOOR GRINDING THE ENTIRE RANGE

Machines and tools

Premium grinding tools since 1919
www.tyrolit.com

TYROLIT

TYROLIT Group

A global company

As one of the world's leading manufacturers of bonded grinding, cutting, sawing, drilling and dressing tools and a system supplier of tools and machines for the construction industry, the family-run TYROLIT company has been synonymous with superior quality, innovative spirit and outstanding service since 1919.

Day in, day out the experts at TYROLIT are busy working on solutions that accommodate the individual requirements of customers around the world; thus contributing to their business success. Some 80 000 available products set the standard in various industrial sectors.



TYROLIT company headquarters in Schwaz, Austria

TYROLIT business units



Construction

In the Construction Division, TYROLIT is the leading system supplier for drilling systems, wall- and wire saws, floor saws and surface treatment.




Trade

Thanks to its global sales network, in addition to premium product solutions in the three core areas of cutting, grinding and finishing, TYROLIT's Trade business unit guarantees truly customer-focused marketing support.



Metal / Precision

From precision machining in the engine and gear industry to the production of cut-off wheels with diameters up to 2 000 mm for the steel industry – the TYROLIT product range in the Metal & Precision business unit includes high-tech tools for a huge variety of applications.



Stone–Ceramics–Glass

Our customised diamond tools and grinding solutions in the Stone – Ceramics – Glass business unit cannot fail to impress through their exceptional performance and quality.

Content

Floor grinding tools	04
Floor grinding tools S-Line	06
Floor grinding tools M-Line	07
Floor grinding tools H-Line	08
Floor grinding tools X-Line	09
Floor grinding tools C-Line	10
Floor grinders	11
Floor grinder FGE250	12
Floor grinder FGE400	14
Floor grinder FGE450	16
Floor grinder FGE530	18

Pictograms



Floor grinder



Reliable Products for grinding and removing

TYROLIT offers complete system solutions for the perfect grinding of concrete floors and for removing stubborn surface coatings. The system components are available in scaled grain variants and can be combined easily and flexibly according to the surface: from rough to fine grinding work. Due to the special tool changing system, tools can be fitted or swapped out easily and safely, in next to no time.

Our tools with ETX1 fixture can be used universally with all TYROLIT floor grinders in the range. Additionally, the tools are available with EZchange™ tool change system for HTC floor grinders, with REDI LOCK® change system for Husqvarna floor grinders, or as an ETX1 + ETX2 Version for Schwaborn floor grinders.

In order to guarantee a perfect grinding result for all concrete floors, a special line was developed for each hardness of concrete. In addition, we also offer a special product line for removing stubborn surface coatings.

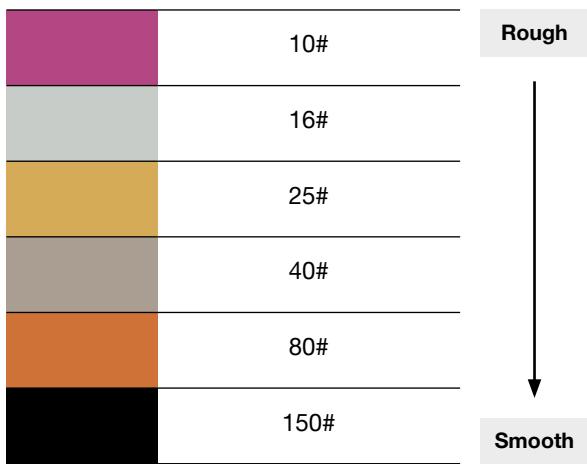


S-Line	M-Line	H-Line	X-Line	C-Line
for grinding soft concrete	for grinding moderately hard concrete	for grinding hard concrete	for grinding extremely hard concrete	for removing surface coatings
barrel-shaped segment	block-shaped segment	WM-segment	W-segment	block-shaped segment

Floor grinding tools

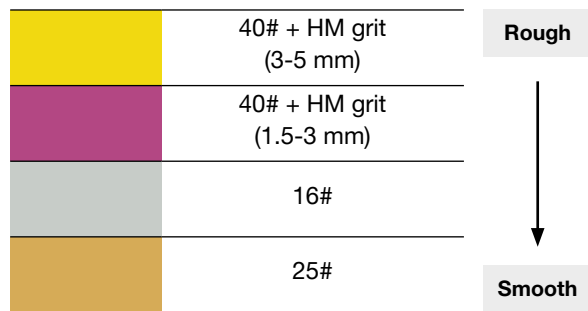
S-Line, M-Line, H-Line & X-Line

Not only does TYROLIT divide the floor grinding tools according to the hardness level of the concrete, additionally, we also distinguish between a very smooth and a rough concrete application. The various colours of the floor grinding tools signify different grain sizes.



C-Line

The C-Line, or Cleaning Program, differentiates a very smooth and a rough concrete application. The various colours of the floor grinding tools signify different grain sizes.



The floor grinding tools from the Cleaning Program are available as single- and partially as double segments.

The floor grinding tools for concrete processing are available as single- or double segments. The latter have a longer lifetime.



Single segment, H-Line, ETX1 fixture, grain size 40#



Double segment, H-Line, ETX1 fixture, grain size 40#



Single segment, C-Line, ETX1 fixture, grain size 40# + HM grit (3-5 mm)



Double segment, C-Line, ETX1 fixture, grain size 40# + HM grit (3-5 mm)

S-Line

For soft concrete and abrasive materials

Soft concrete, asphalt and other porous materials are very aggressive on tools and reduce their lifetime. The TYROLIT S-Line grinding tools are specially tuned for this application.

Sample pictures:



Single segment, S-Line,
ETX1 fixture, grain size 16#



Double segment, S-Line,
ETX1 fixture, grain size 16#

TYROLIT + Schwamborn ETX1

Type number	Segments	Line	Grain size	Segment height
34392943	Single	S1	16#	12
34393033	Single	S2	25#	12
34393035	Single	S3	40#	12
34393037	Single	S4	80#	12
34393039	Single	S5	150#	12
34392944	Double	S1	16#	12
34393034	Double	S2	25#	12
34393036	Double	S3	40#	12
34393038	Double	S4	80#	12
34393040	Double	S5	150#	12

Schwamborn ETX2

Type number	Segments	Line	Grain size	Segment height
34393811	Single	S1	16#	12
34393813	Single	S2	25#	12
34393815	Single	S3	40#	12
34393817	Single	S4	80#	12
34393819	Single	S5	150#	12
34393812	Double	S1	16#	12
34393814	Double	S2	25#	12
34393816	Double	S3	40#	12
34393818	Double	S4	80#	12
34393820	Double	S5	150#	12

HTC EZchange™

Type number	Segments	Line	Grain size	Segment height
34362899	Single	S1	16#	12
34355774	Single	S2	25#	12
34362911	Single	S3	40#	12
34355777	Single	S4	80#	12
34362916	Single	S5	150#	12
34362918	Double	S1	16#	12
34355776	Double	S2	25#	12
34362919	Double	S3	40#	12
34355779	Double	S4	80#	12
34362917	Double	S5	150#	12

Husqvarna REDI LOCK®

Type number	Segments	Line	Grain size	Segment height
34362900	Single	S1	16#	12
34362913	Single	S2	25#	12
34362912	Single	S3	40#	12
34362914	Single	S4	80#	12
34362915	Single	S5	150#	12
34362970	Double	S1	16#	12
34362991	Double	S2	25#	12
34362992	Double	S3	40#	12
34362993	Double	S4	80#	12
34362994	Double	S5	150#	12

M-Line

For medium hard concrete

Sample pictures:



Single Segment, M-Line,
ETX1 fixture, grain size 25#



Double Segment, M-Line,
ETX1 fixture, grain size 25#

TYROLIT + Schwaborn ETX1

Type number	Segments	Line	Grain size	Segment height
34393226	Single	M0	10#	10
34393228	Single	M1	16#	10
34393230	Single	M2	25#	10
34393232	Single	M3	40#	10
34393234	Single	M4	80#	10
34393236	Single	M5	150#	10
34393227	Double	M0	10#	10
34393229	Double	M1	16#	10
34393231	Double	M2	25#	10
34393233	Double	M3	40#	10
34393235	Double	M4	80#	10
34393237	Double	M5	150#	10

HTC EZchange™

Type number	Segments	Line	Grain size	Segment height
34362920	Single	M0	10#	10
34362921	Single	M1	16#	10
34355780	Single	M2	25#	10
34362922	Single	M3	40#	10
34355784	Single	M4	80#	10
34362923	Single	M5	150#	10
34362924	Double	M0	10#	10
34362925	Double	M1	16#	10
34355782	Double	M2	25#	10
34362926	Double	M3	40#	10
34355785	Double	M4	80#	10
34362927	Double	M5	150#	10

Schwaborn ETX2

Type number	Segments	Line	Grain size	Segment height
34393821	Single	M0	10#	10
34393823	Single	M1	16#	10
34393825	Single	M2	25#	10
34393827	Single	M3	40#	10
34393829	Single	M4	80#	10
34393831	Single	M5	150#	10
34393822	Double	M0	10#	10
34393824	Double	M1	16#	10
34393826	Double	M2	25#	10
34393828	Double	M3	40#	10
34393830	Double	M4	80#	10
34393832	Double	M5	150#	10

Husqvarna REDI LOCK®

Type number	Segments	Line	Grain size	Segment height
34362995	Single	M0	10#	10
34362996	Single	M1	16#	10
34362997	Single	M2	25#	10
34362999	Single	M3	40#	10
34363000	Single	M4	80#	10
34363002	Single	M5	150#	10
34363004	Double	M0	10#	10
34363006	Double	M1	16#	10
34363007	Double	M2	25#	10
34363008	Double	M3	40#	10
34363010	Double	M4	80#	10
34363013	Double	M5	150#	10

H-Line

For hard concrete

Well suitable for natural stone, marble and terrazzo.

Sample pictures:



Single segment, H-Line,
ETX1 fixture, grain size 40#



Double segment, H-Line,
ETX1 fixture, grain size 40#

TYROLIT + Schwamborn ETX1

Type number	Segments	Line	Grain size	Segment height
34393238	Single	H0	10#	10
34393240	Single	H1	16#	10
34393242	Single	H2	25#	10
34393244	Single	H3	40#	10
34393246	Single	H4	80#	10
34393248	Single	H5	150#	10
34393239	Double	H0	10#	10
34393241	Double	H1	16#	10
34393243	Double	H2	25#	10
34393245	Double	H3	40#	10
34393247	Double	H4	80#	10
34393249	Double	H5	150#	10

HTC EZchange™

Type number	Segments	Line	Grain size	Segment height
34362928	Single	H0	10#	10
34362951	Single	H1	16#	10
34355787	Single	H2	25#	10
34362953	Single	H3	40#	10
34355802	Single	H4	80#	10
34362954	Single	H5	150#	10
34362955	Double	H0	10#	10
34362957	Double	H1	16#	10
34355790	Double	H2	25#	10
34362959	Double	H3	40#	10
34355804	Double	H4	80#	10
34362960	Double	H5	150#	10

Schwamborn ETX2

Type number	Segments	Line	Grain size	Segment height
34393833	Single	H0	10#	10
34393835	Single	H1	16#	10
34393837	Single	H2	25#	10
34393839	Single	H3	40#	10
34393841	Single	H4	80#	10
34393843	Single	H5	150#	10
34393834	Double	H0	10#	10
34393836	Double	H1	16#	10
34393838	Double	H2	25#	10
34393840	Double	H3	40#	10
34393842	Double	H4	80#	10
34393844	Double	H5	150#	10

Husqvarna REDi LOCK®

Type number	Segments	Line	Grain size	Segment height
34363015	Single	H0	10#	10
34363017	Single	H1	16#	10
34363019	Single	H2	25#	10
34363020	Single	H3	40#	10
34362408	Single	H4	80#	10
34363021	Single	H5	150#	10
34363025	Double	H0	10#	10
34363026	Double	H1	16#	10
34363027	Double	H2	25#	10
34363029	Double	H3	40#	10
34362409	Double	H4	80#	10
34363030	Double	H5	150#	10

X-Line

For extremely hard concrete

Grinding extremely hard concrete can be challenging.
The X-Line excels especially in these situations.

Sample pictures:



Single segment, X-Line,
ETX1 fixture, grain size 150#



Double segment, X-Line,
ETX1 fixture, grain size 150#

TYROLIT + Schwaborn ETX1

Type number	Segments	Line	Grain size	Segment height
34393250	Single	X1	16#	11
34393262	Single	X2	25#	11
34393264	Single	X3	40#	11
34393267	Single	X4	80#	11
34393269	Single	X5	150#	11
34393261	Double	X1	16#	11
34393263	Double	X2	25#	11
34393265	Double	X3	40#	11
34393268	Double	X4	80#	11
34393270	Double	X5	150#	11

HTC EZchange™

Type number	Segments	Line	Grain size	Segment height
34362961	Single	X1	16#	11
34355805	Single	X2	25#	11
34362962	Single	X3	40#	11
34355807	Single	X4	80#	11
34362963	Single	X5	150#	11
34362965	Double	X1	16#	11
34355806	Double	X2	25#	11
34362966	Double	X3	40#	11
34355809	Double	X4	80#	11
34362967	Double	X5	150#	11

Schwaborn ETX2

Type number	Segments	Line	Grain size	Segment height
34393847	Single	X1	16#	11
34393845	Single	X2	25#	11
34393850	Single	X3	40#	11
34393846	Single	X4	80#	11
34393852	Single	X5	150#	11
34393848	Double	X1	16#	11
34366118	Double	X2	25#	11
34393851	Double	X3	40#	11
34366119	Double	X4	80#	11
34393853	Double	X5	150#	11

Husqvarna REDI LOCK®

Type number	Segments	Line	Grain size	Segment height
34363052	Single	X1	16#	11
34363053	Single	X2	25#	11
34362387	Single	X3	40#	11
34362389	Single	X4	80#	11
34363055	Single	X5	150#	11
34363057	Double	X1	16#	11
34363071	Double	X2	25#	11
34362388	Double	X3	40#	11
34362390	Double	X4	80#	11
34363073	Double	X5	150#	11

C-Line

For removing stubborn surface coatings

Sample pictures:



Single segment, C-Line, ETX1 fixture, grain size 40# + HM grit (3-5 mm)



Double segment, C-Line, ETX1 fixture, grain size 40# + HM grit (3-5 mm)

TYROLIT + Schwamborn ETX1

Type number	Segments	Line	Grain size	Segment height
34433649	Single	C0	40# + HM grit (3-5 mm)	10
34433679	Single	C1	40# + HM grit (1.5-3 mm)	10
34433680	Single	C2	16#	10
34433681	Single	C3	25#	10
34433682	Double	C1	40# + HM grit (1.5-3 mm)	10
34433683	Double	C2	16#	10
34433684	Double	C3	25#	10

Schwamborn ETX2

Type number	Segments	Line	Grain size	Segment height
34433685	Single	C0	40# + HM grit (3-5 mm)	10
34433686	Single	C1	40# + HM grit (1.5-3 mm)	10
34433687	Single	C2	16#	10
34433688	Single	C3	25#	10
34433689	Double	C1	40# + HM grit (1.5-3 mm)	10
34433690	Double	C2	16#	10
34433691	Double	C3	25#	10

HTC EZchange™

Type number	Segments	Line	Grain size	Segment height
34375617	Single	C0	40# + HM grit (3-5 mm)	10
34375618	Single	C1	40# + HM grit (1.5-3 mm)	10
34375619	Single	C2	16#	10
34375620	Single	C3	25#	10
34375631	Double	C1	40# + HM grit (1.5-3 mm)	10
34375632	Double	C2	16#	10
34375633	Double	C3	25#	10

Husqvarna REDI LOCK®

Type number	Segments	Line	Grain size	Segment height
34432506	Single	C0	40# + HM grit (3-5 mm)	10
34432507	Single	C1	40# + HM grit (1.5-3 mm)	10
34432508	Single	C2	16#	10
34432522	Single	C3	25#	10
34432523	Double	C1	40# + HM grit (1.5-3 mm)	10
34432524	Double	C2	16#	10
34432525	Double	C3	25#	10

TYROLIT floor grinders

The new TYROLIT floor grinding range convinces with universality, grinding performance and easy handling.

Equipped with the newest technology for low vibration, ergonomics and easy handling, our floor grinders meet all important requirements. The innovative, free-floating dust guard enables easy, low-vibration grinding. Fast tool assembly is achieved by

the tried and true quick tool change system. The swivel-mounted grinding head of the smallest floor grinder FGE250 has the advantage that work is possible in three positions, namely left, right and straight-up, thus, taking strain from the knees and the back

while grinding. At the same time, the clever dosing of the water at the control handle of the floor grinders FGE450 and FGE530 accomplishes advantageous results for wet grinding.

We recommend the TYROLIT floor grinders for the following applications:

- + Surface preparation, cleaning formwork, removing coatings like glue or compound
- + Grinding and renovating floors, fixing bumps and floor unevenness, surface grinding
- + Renovating and polishing concrete, screed and stone floors



TYROLIT floor grinders are

Versatile

- + For cleaning, grinding and polishing
- + 1- and 3-phase models
- + Dry or wet use
- + Left or right rotating direction

Easy

- + Fast tool change
- + Automatic tool adaptation
- + Height-adjustable suction ring
- + Constructed for easy servicing

Ergonomic

- + Ergonomic controls
- + Foldable control handle
- + Dust and vibration-free grinding and polishing
- + Additional, foldable carrying handles facilitate transportation

★★★
PREMIUM

Floor grinder FGE250

Single phase, max. grinding width 250 mm



The swivelling grinding head enables edge grinding



Diamond segments that fit all the grinding machines



Ergonomic and height-adjustable handhold

The FGE250 allows quick, easy, and ergonomic edge grinding. The swivelling grinding head can be fixed in three positions (straight, left, right). The newly developed floating cover ensures dust-free, low-vibration

grinding, and the single grinding head increases productivity and grinding performance. Thanks to a quick tool-fixing system the grinder can be set up rapidly.

System & Accessories

Technical data

Max. grinding width	250 mm
Grinding disc width	1 x 250 mm
Grinding disc speed	1400 rpm
Grinding pressure	35 kg
Tool system	ETX1
Number of tools	6 pieces

Design

1 Grinding head
Direct drive
Swivelling grinding head

Drive

Drive/motor	Electric
Power	2.2 kW
Voltage/Frequency	230 V / 50 Hz
Current	13.2 A

Dimensions & Weight

Length	1000 mm
Width	400 mm
Height	1000 mm
Weight	54 kg

System & Accessories

Floor Grinder FGE250	
10998982	Floor Grinder FGE250 2,2 kW 230 V (50 Hz)

★★★
PREMIUM

Floor grinder FGE400

Three-phase, max. grinding width 400 mm



Single grinding head with a quick tool-fixing system and automatic tool adjustment



Powerful 4 kW motor for 400 V 3-phase power supply



Ergonomic, height-adjustable and foldable handhold

The innovative and easy-to-use FGE400 is a ergonomic, low-vibrance floor grinder, fulfilling all requirements for modern and efficient grinding. The single grinding head increases productivity and grinding

performance. The quick tool-fixing system and additional carrying handles make it easy to set-up and transport. Dust-free working is guaranteed due to a floating cover and a reliable dust extraction system.

System & Accessories

Technical data

Max. grinding width	400 mm
Grinding disc width	1 x 400 mm
Grinding disc speed	900 rpm
Grinding pressure	30-53 kg
Tool system	ETX1
Number of tools	6 pieces

Design

1 Grinding head
Direct drive
Additional carrying handles

Drive

Drive/motor	Electric
Power	4 kW
Voltage/Frequency	400 V / 50 Hz
Current	8.1 A

Dimensions & Weight

Length	650 mm
Width	450 mm
Height	750 mm
Weight	109 kg

System & Accessories

Floor Grinder FGE400	
10998984	Floor Grinder FGE400 400V (50 Hz)
10999309	Additional weight kit (7.5 kg x 3 pcs.)

★★★
PREMIUM

Floor grinder FGE450

Three-phase, max. grinding width 450 mm



Three grinding heads with a quick tool-fixing system and automatic tool adjustment



10 l water tank with integrated metering



Ergonomic, height-adjustable and foldable handhold

The FGE450 is a universal floor grinder for cleaning, decoating, grinding and polishing. It is compactly designed and easy-to-use. The planetary drive system guarantee perfectly even and economic results. The water metering

for wet grinding is directly located at the handhold. A quick tool-fixing system and dismantable machine parts enable rapid set-up and transport.

System & Accessories

Technical data

Max. grinding width	450 mm
Grinding disc width	3 x 160 mm
Grinding disc speed	1200 rpm
Grinding pressure	75 kg
Tool system	ETX1
Number of tools	9 pieces

Design

3 Grinding discs	
Planetary drive system (belt)	
Detachable machine parts	
Water tank	10l

Drive

Drive/motor	Electric
Power	2.2 kW
Voltage/Frequency	400 V / 50 Hz
Current	4.7 A

Dimensions & Weight

Length	800 mm
Width	600 mm
Height	1050 mm
Weight	106 kg

System & Accessories

Floor Grinder FGE450	
10998985	Floor Grinder FGE450 2,2 kW 400V (50 Hz)

★★★
PREMIUM

Floor grinder FGE530

Three-phase, max. grinding width 530 mm



Three grinding heads with a quick tool-fixing system and automatic tool adjustment



10 litre water tank with integrated metering



Control panel with variable speed L/R and display with performance indicator

The FGE530 is a classic floor grinder for the surface preparation and floor polishing. It is easy to use and has a high grinding performance. The planetary drive system guarantee perfectly even and economical grinding

results. The water metering for wet grinding is directly located at the handhold. A quick tool-fixing system and dismountable machine parts enable rapid set-up and transport.

System & Accessories

Technical data

Max. grinding width	530 mm
Grinding disc width	3 x 200 mm
Grinding disc speed	400-1200
Grinding pressure	114 kg
Tool system	ETX1
Number of tools	9 pieces

Design

3 Grinding discs	
Planetary drive system (belt)	
Detachable machine parts	
Water tank	10l

Drive

Drive/motor	Electric
Power	4 kW
Voltage/Frequency	400 V / 50 Hz
Current	8.1 A

Dimensions & Weight

Length	850 mm
Width	600 mm
Height	1000 mm
Weight	152 kg

System & Accessories

Floor Grinder FGE530	
10998986	Floor Grinder FGE530 400V (50 Hz)

TYROLIT CONSTRUCTION PRODUCTS GMBH

Swarovskistraße 33 | 6130 Schwaz | Austria

Tel +43 5242 606-0 | Fax +43 5242 63398

Our **worldwide subsidiary companies** can be found
on our website at www.tyrolit.com



Find us on social media
TYROLITgroup